

Consignment Security Declaration for Domestic Freight Movements

Creating paperless solutions to streamline domestic freight
lodgement and acceptance for pre-screened freight



Important information regarding pre-screening regulations for Domestic Freight movements

Your security declarations will be available for retrieval on qantasfreight.com for the required 90 day period as mandated under the Act. If you use this platform, you should ensure that **your security program reflects that your security declarations will be stored on the Qantas Freight website**, or consult with the Department of Home Affairs for guidance.

Qantas Freight will add functionality to qantasfreight.com from November 2020 to allow you to save or print the security declarations for storage in your own systems.

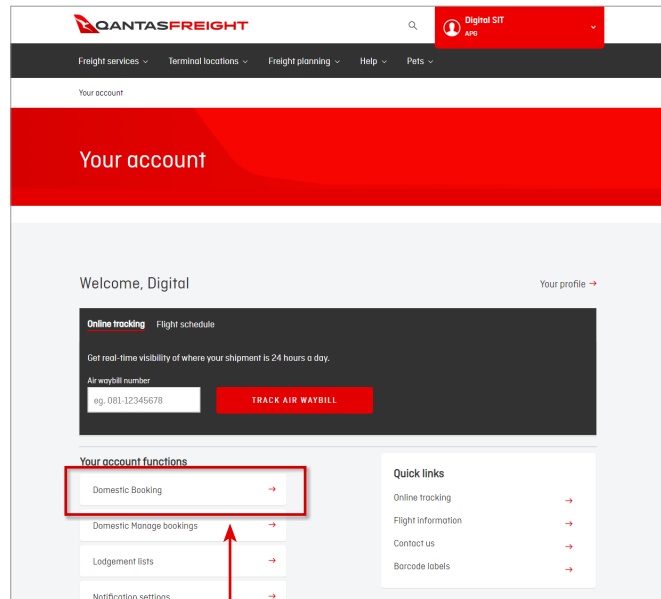
Consignment Security Declaration

Online solutions for paperless domestic CSD lodgement

There are three ways to include the Consignment Security Declaration details in your domestic booking.

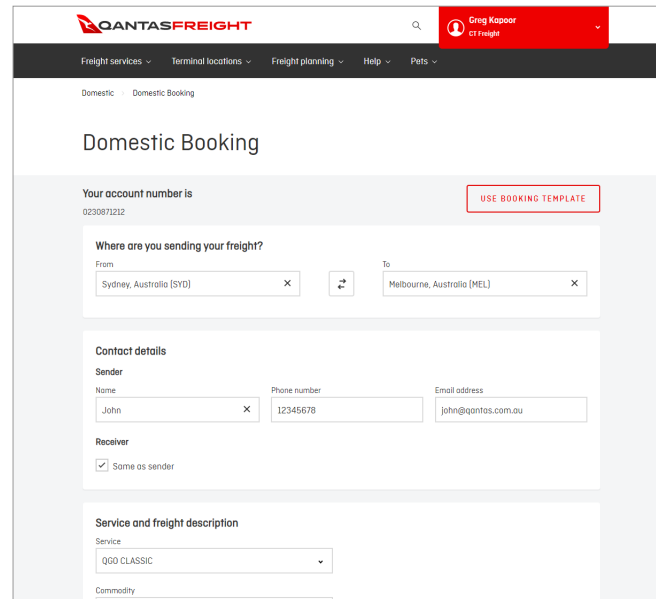
1. Include when you make the booking online

Log in to your account

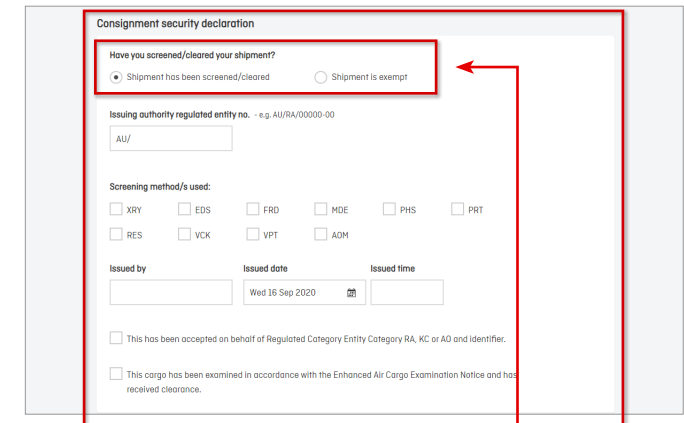


Select 'Domestic Booking'

Create booking



Options highlighted in CSD section



Complete CSD details:

- Select screened or exempt
- Add entity details
- Select screening method
- Tick to confirm status

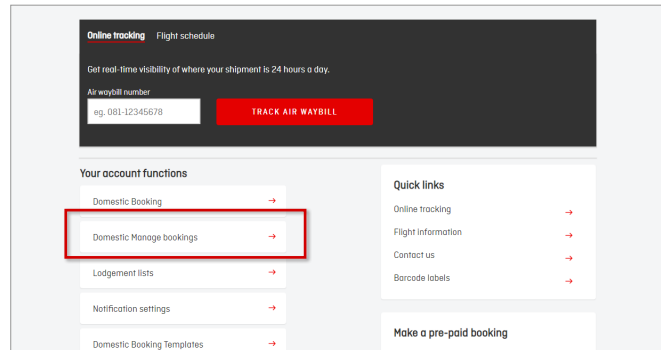
Consignment Security Declaration

Online solutions for paperless domestic CSD lodgement

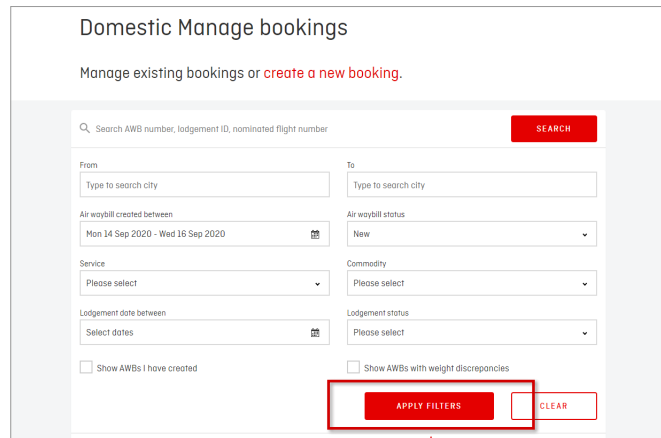
There are three ways to include the Consignment Security Declaration details in your domestic booking.

2. Add CSD information after booking is created

Log in to your account > Select 'Domestic Manage bookings'

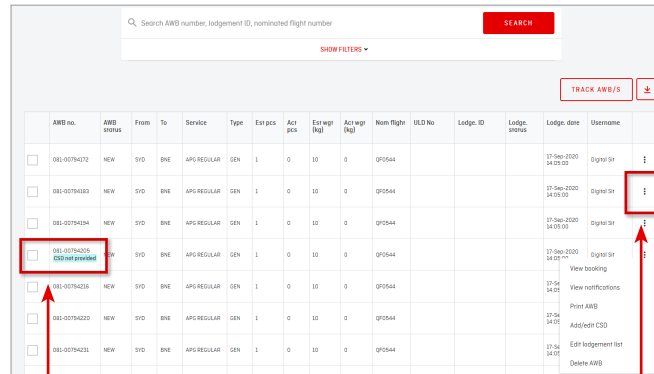


Search for relevant AWB using search options — date range, departure/arrival port, etc.



Select 'apply filters' to view applicable AWBs

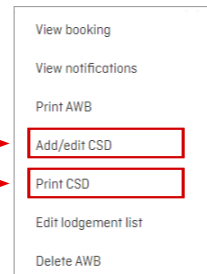
Select AWB > Click on the three dots to expand selection



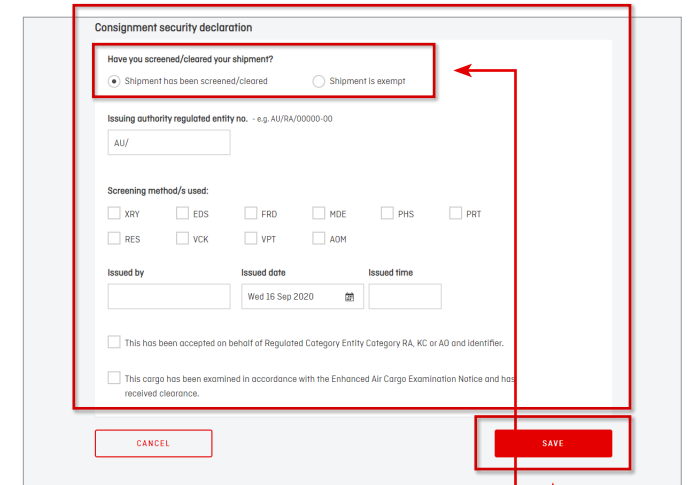
A prompt appears if CSD has not been provided

From pop-up box, select 'add/edit CSD'

To print, select 'print CSD'



Complete CSD information



Complete CSD details:

- Select screened or exempt
- Add entity details
- Select screening method
- Tick to confirm status

Click 'Save'

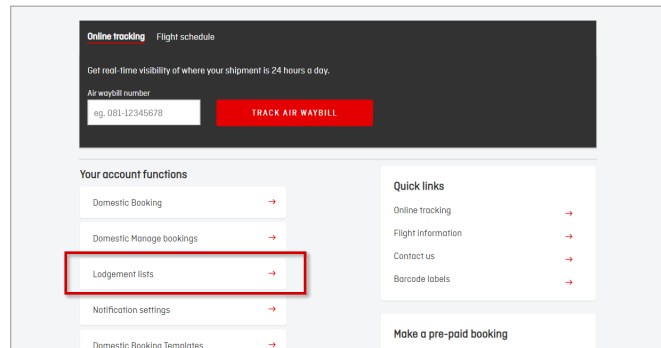
Consignment Security Declaration

Online solutions for paperless domestic CSD lodgement

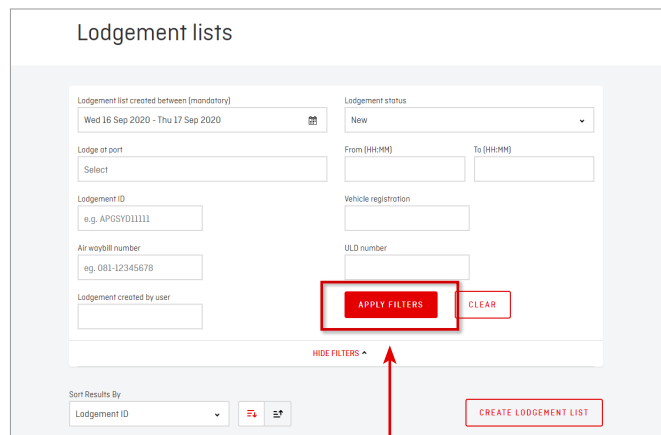
There are three ways to include the Consignment Security Declaration details in your domestic booking.

3. Add CSD information via Lodgement lists

Log in to your account > Select 'Lodgement List'

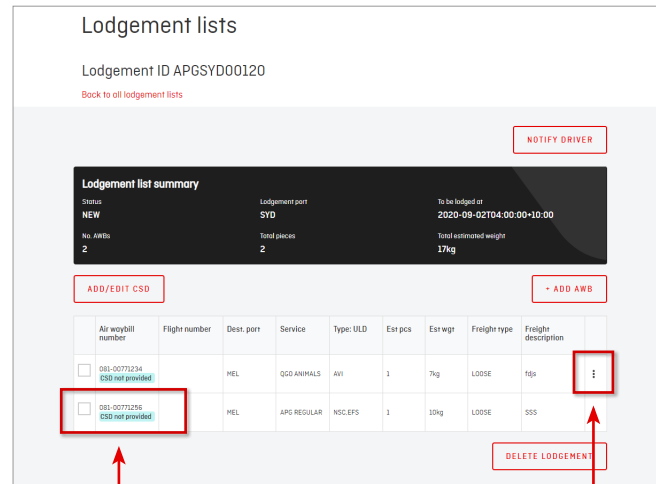


Enter details to filter list



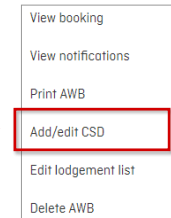
Select 'apply filters'

Select AWB > Click on the three dots to expand selection

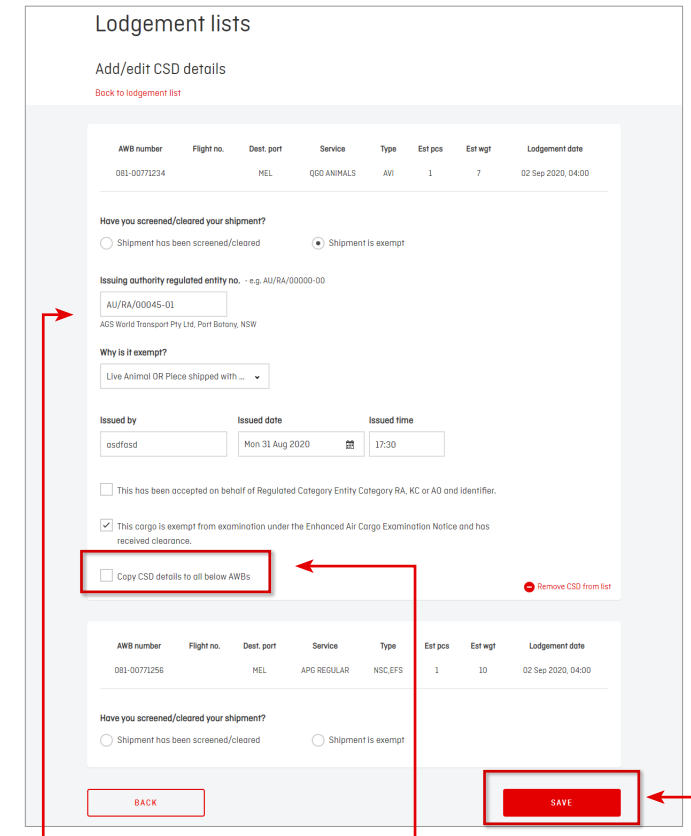


A prompt appears if CSD has not been provided

From pop-up box, select 'add/edit CSD'



Enter CSD information for relevant AWBs



Complete CSD details:

- Select screened or exempt
- Add entity details
- Select screening method
- Tick to confirm status

Tick box to copy CSD information to all AWBs listed below

Click 'Save'

For audit purposes, you can find a record of your CSD through the 'Domestic Manage Booking' option and print using your web browser print function