

# Consignment Security Declaration for Domestic Freight Movements

Creating paperless solutions to streamline domestic freight  
lodgement and acceptance for pre-screened freight



# Important information regarding pre-screening regulations for Domestic Freight movements

---

Your security declarations will be available for retrieval on [qantasfreight.com](https://qantasfreight.com) for the required 90 day period as mandated under the Act. If you use this platform, you should ensure that **your security program reflects that your security declarations will be stored on the Qantas Freight website**, or consult with the Department of Home Affairs for guidance.

Qantas Freight will add functionality to [qantasfreight.com](https://qantasfreight.com) from November 2020 to allow you to save or print the security declarations for storage in your own systems.

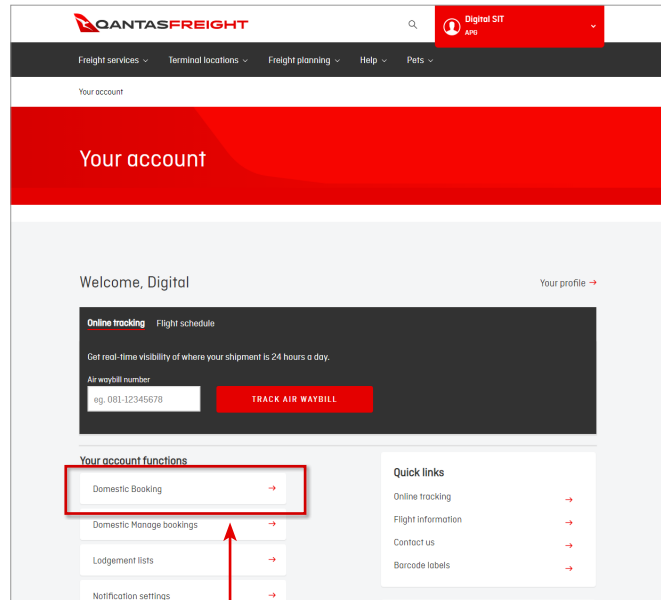
# Consignment Security Declaration

## Online solutions for paperless domestic CSD lodgement

There are three ways to include the Consignment Security Declaration details in your domestic booking.

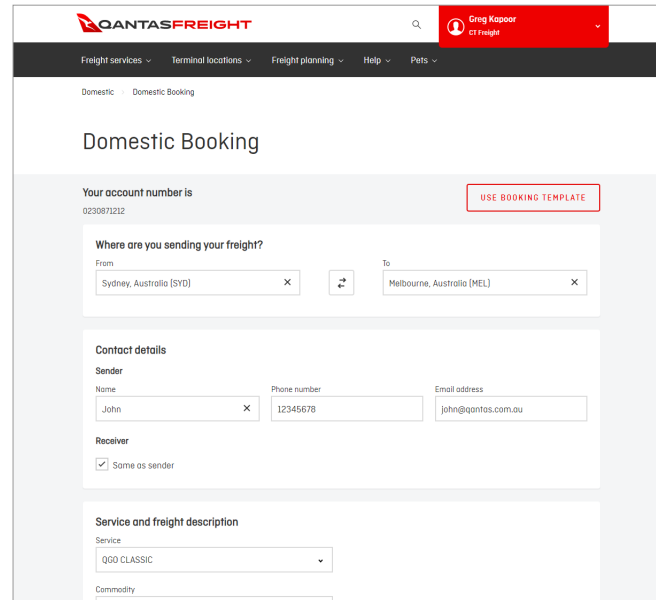
### 1. Include when you make the booking online

Log in to your account

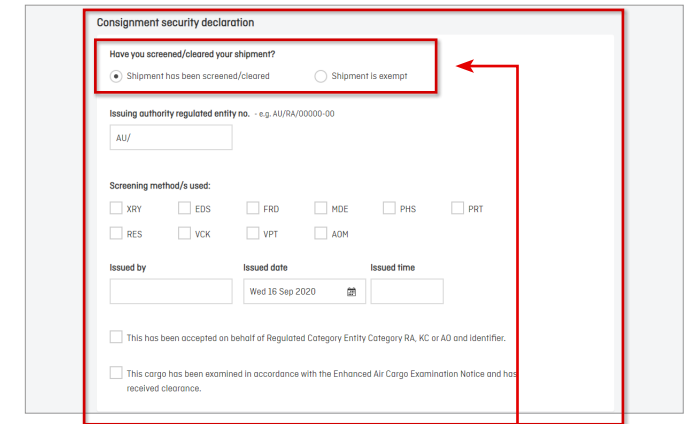


Select 'Domestic Booking'

Create booking



Options highlighted in CSD section



Complete CSD details:

- Select screened or exempt
- Add entity details
- Select screening method
- Tick to confirm status

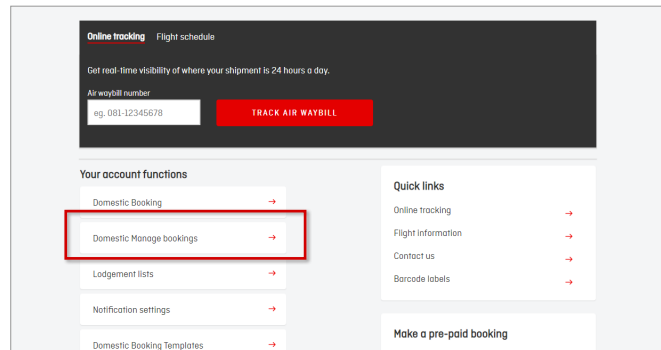
# Consignment Security Declaration

## Online solutions for paperless domestic CSD lodgement

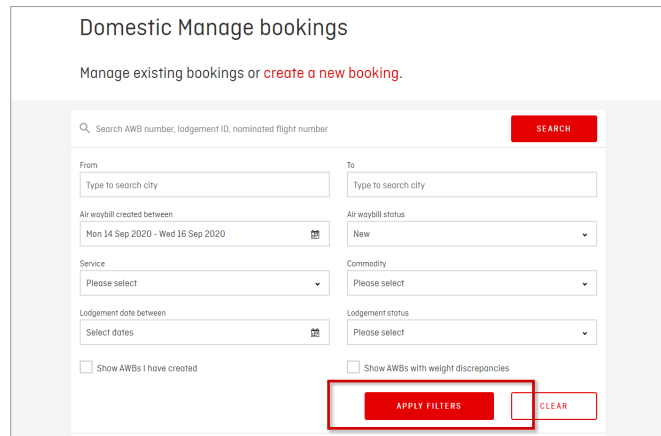
There are three ways to include the Consignment Security Declaration details in your domestic booking.

### 2. Add CSD information after booking is created

Log in to your account > Select 'Domestic Manage bookings'

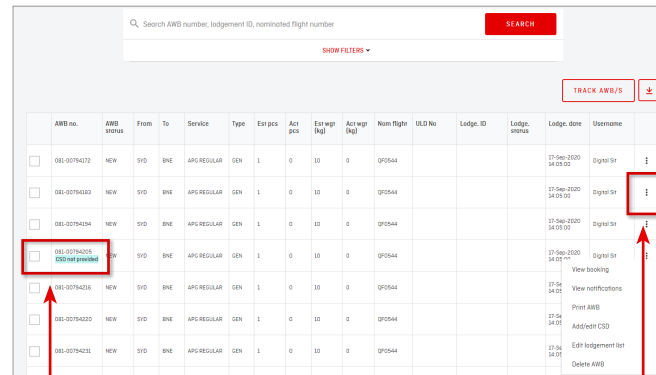


Search for relevant AWB using search options — date range, departure/arrival port, etc.



Select 'apply filters' to view applicable AWBs

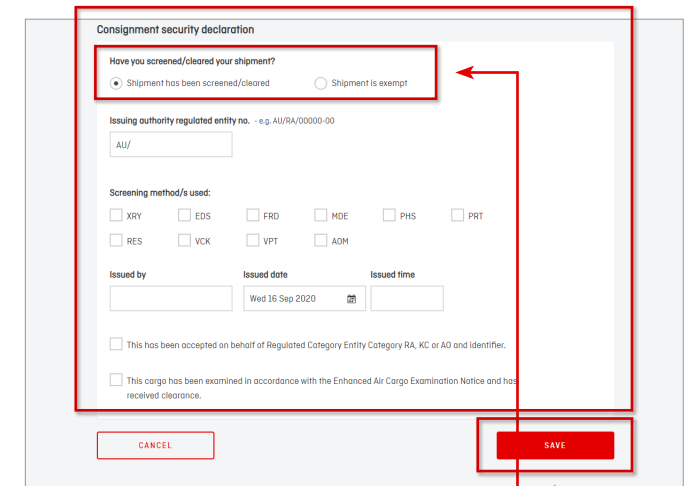
Select AWB > Click on the three dots to expand selection



A prompt appears if CSD has not been provided

From pop-up box, select 'add/edit CSD'

Complete CSD information



Complete CSD details:

- Select screened or exempt
- Add entity details
- Select screening method
- Tick to confirm status

Click 'Save'

For audit purposes, you can find a record of your CSD through the 'Domestic Manage Booking' option and print using your web browser print function

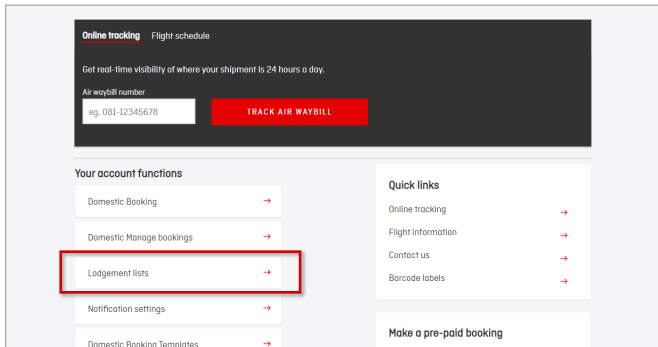
# Consignment Security Declaration

## Online solutions for paperless domestic CSD lodgement

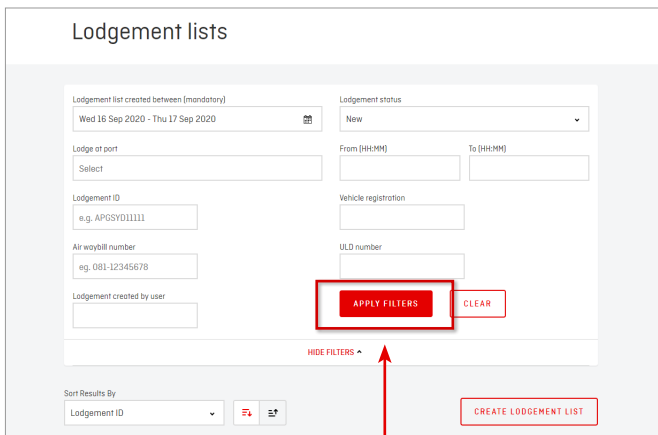
There are three ways to include the Consignment Security Declaration details in your domestic booking.

### 3. Add CSD information via Lodgement lists

Log in to your account > Select 'Lodgement List'

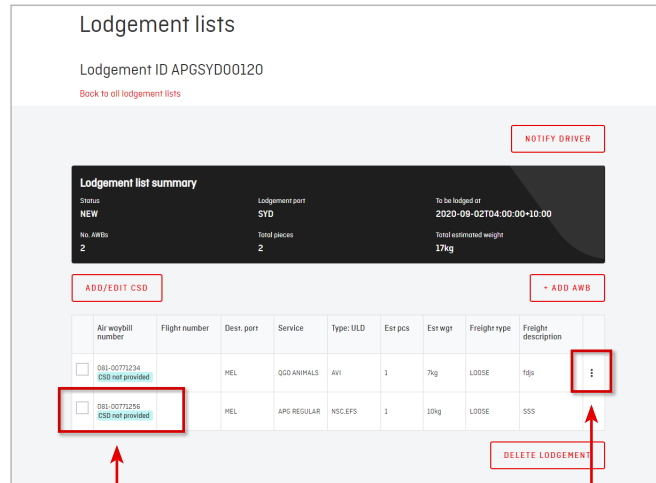


Enter details to filter list



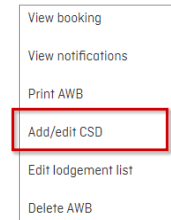
Select 'apply filters'

Select AWB > Click on the three dots to expand selection

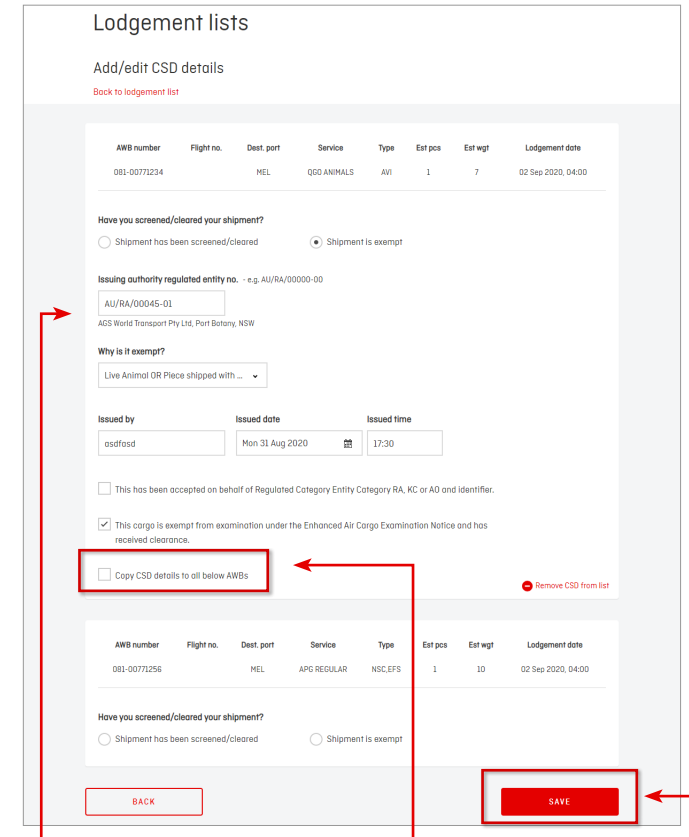


A prompt appears if CSD has not been provided

From pop-up box, select 'add/edit CSD'



Enter CSD information for relevant AWBs



Complete CSD details:

- Select screened or exempt
- Add entity details
- Select screening method
- Tick to confirm status

Tick box to copy CSD information to all AWBs listed below

Click 'Save'

For audit purposes, you can find a record of your CSD through the 'Domestic Manage Booking' option and print using your web browser print function