

International booking & template guide

Making international bookings online has never been easier thanks to our new online functionality that puts you in control.



International bookings

1. Login

To make an international booking, you must have login privileges. Contact shrffreightcst@qantas.com.au to request access.

2. Your account

If you don't see this option, you have not been granted access. Please first contact the holder of the account within your business before contacting. shrffreightcst@qantas.com.au

3. Create a new booking

- Enter a new AWB number.

Once a valid AWB is entered, the screen will redirect to the booking form. The form is segmented in five main sections:

- Service and freight description
- Shipment details
- Choose flights
- Contact details
- DG Declaration

Booking process

Service & freight description

Service and freight description

Service
Please select

Commodity
Please select a Commodity

SPL
SPL2 (optional)
SPL3 (optional)

☒ Contains dangerous goods
☐ CAO
☐ Contains dry ice

Description of goods
Tell us about the goods being sent.

Handling instructions
Please let us know your contact details and if your freight needs special handling (dangerous goods and/or dry ice information)

You are now required to specify whether freight contains dangerous goods or dry ice. If dangerous goods is selected, then an option to select CAO (Cargo Aircraft Only) will become available.

Shipment details – LOOSE/ULD

Shipment details

Shipment type
Loose Item(s)

No. pieces	Length	Width	Height	Weight (per piece)	
1	70 cm	80 cm	80 cm	35 kg	<input checked="" type="checkbox"/> Tilttable

• Add pieces with a different dimension

Est. total pieces	Calculated volume	Est. total weight (inc. packaging and/or dry ice)
1 piece/s	0.45 CBM	35 kg

- It is now mandatory for you to enter the dimensions of freight, per piece, regardless of whether the piece is over or under 32kg.
- Est. total pieces, Est. total weight and Volume is auto-calculated based on the inputs of the dimensions and weight per piece.
- If each piece of freight is of the same dimensions, then information is only entered once against the total number of pieces
- If there is a piece of freight that has different dimensions and/or weight, then “+ Add pieces with a different dimension” is to be selected. This will display another row where additional information can be entered.
- A “Tilttable” checkbox will be present against each row for the customer to select
- This information will be used for loadability checks and display a compatible aircraft type

Shipment details

Shipment type
ULD(s)

ULD Type 1

No. of ULDs	Type	Est. total weight (excl. container)
1	DQ	kg

• Add another ULD type

- List for Type of ULD has been extended to include other ULD types that were previously missing.
- Additionally, “Type” is now a type-ahead search. Which means the you can type in the unit type instead of manually searching the drop-down list.

Flight selection – flight search

Select your flights with our upgraded, user friendly functionality.

Choose flights

Origin
Sydney, Australia (SYD)

Destination
Los Angeles, United States (LAX)

Date
Sun 08 Mar 2020

SEARCH FLIGHT

Choose flights

Sydney, Australia (SYD) to Los Angeles, United States (LAX) Sun 08 Mar 2020 [modify search](#)

Best matches

QF0011 AIRBUS A380 -800PAX Passenger	SYD 10:10 Sun 08 Mar 2020 Scheduled departure	LAX 06:00 Sun 08 Mar 2020 Scheduled arrival	SELECT FLIGHT
QF6734 QF0015	SYD 16:00 Sun 08 Mar 2020 Scheduled departure	LAX 06:10 Mon 09 Mar 2020 Scheduled arrival	SELECT FLIGHT
QF6834 QF0015	SYD 18:30 Sun 08 Mar 2020 Scheduled departure	LAX 06:10 Mon 09 Mar 2020 Scheduled arrival	SELECT FLIGHT

Contact details

Please update your contact details so we can contact you about your booking

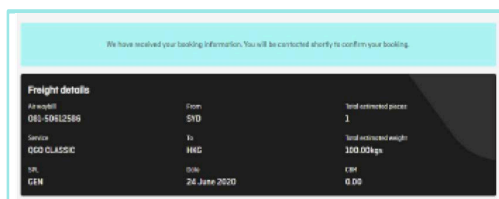
Name	Phone number	Email address
John Smith	0415 444 333	johnsmith@freightforwarder.com

Input contact details

Complete booking with contact details so we can get in touch with you about your booking

Waitlist page

What you'll see



Your booking will be on request and show as waitlisted until confirmed

High level summary view of the booking

Allows you to expand or collapse the view

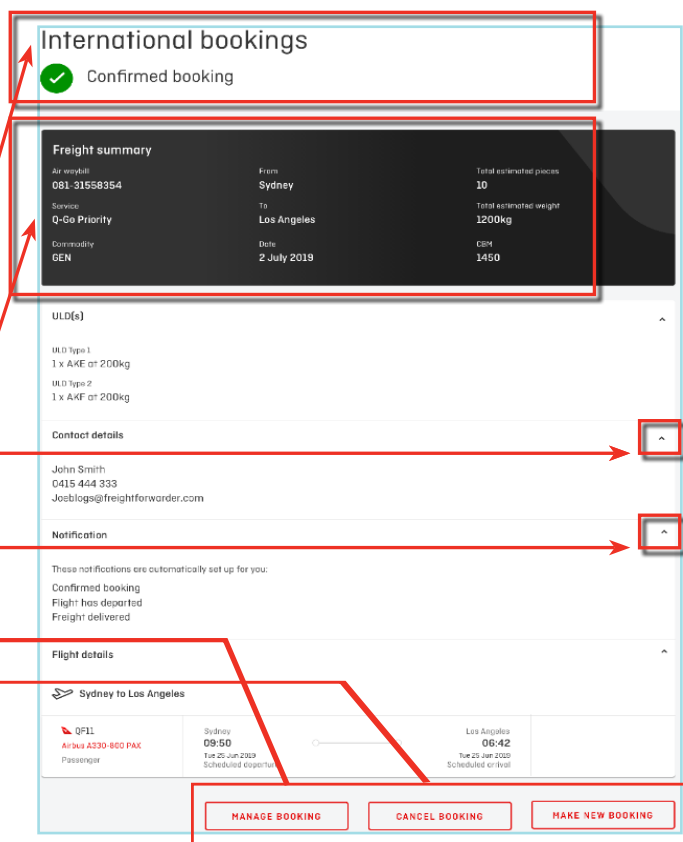
Default notifications set up for the user

Manage booking will direct to Edit booking screen **Cancel booking** will present a pop-up confirming cancellation of the booking. If cancelled, you will be able to re-use the same AWB.

Make new booking will direct to the screen where customer enters a AWB for stock validation.

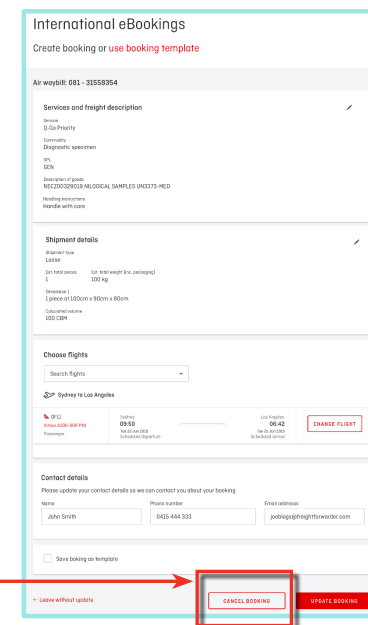
Confirmation page

What you'll see.



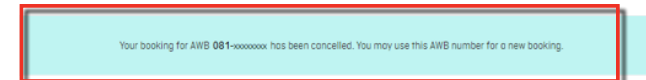
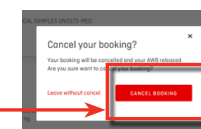
Cancellation

After logging in, on My Freight page, select 'International booking', enter AWB number of booking that is to be cancelled.



Select 'Cancel booking' located at the bottom of the booking form.

Select 'Cancel booking' to confirm cancellation. 'Leave without cancel' will return to the booking.



Successful cancellation page